













|  |   |  |  |  |  |  |
|---|---|---|--|---|---|---|
| Model Name  |   | 2019 NEW MAZDA CX-5 2.0L MID SKYACTIV-G   | 2019 NEW MAZDA CX-5 2.0L HIGH SKYACTIV-G   | 2019 NEW MAZDA CX-5 2.5L HIGH SKYACTIV-G  | 2019 NEW MAZDA CX-5 2.5L HIGH T/C SKYACTIV-G  | 2019 NEW MAZDA CX-5 2.2L HIGH SKYACTIV-D  |
| Model Code  |   | KW85MM1   | KW85MM2  | KW86MM1   | KW87MM1   | KW88MM1   |
| Assembly  |   | CKD   | CKD  | CKD   | CKD   | CKD   |
| <b>POWERTRAIN</b>   |   |   |  |   |   |   |
| Engine Type   |   | SKYACTIV®-G 2.0L DOHC 16-Valve 4 Cylinder With VVT                                | SKYACTIV®-G 2.0L DOHC 16-Valve 4 Cylinder With VVT                                 | SKYACTIV®-G 2.5L DOHC 16-Valve 4 Cylinder With VVT                                  | SKYACTIV®-G 2.5L Turbo DOHC 16-Valve 4 Cylinder With VVT                            | SKYACTIV®-D 2.2L DOHC 16-Valve 4 Cylinder   |
| Engine Capacity   | cc  | 1,998   | 1,998  | 2,488   | 2,488   | 2,191   |
| Maximum Power   | Hp / RPM  | 162/6,000   | 192/6,000  | 228/5,000   | 228/5,000   | 188/4,500   |
| Maximum Torque  | Nm / RPM  | 213/4,000   | 213/4,000  | 258/4,000   | 420/2,000   | 450/2,000   |
| Maximum Speed   | Km/h  | 176   | 176  | 196   | 226   | 211   |
| Compression Ratio   |   | 13.0 : 1  | 13.0 : 1   | 13.0 : 1  | 10.5 : 1  | 14.0 : 1  |
| Bore x Stroke   | mm  | 83.5 x 91.2   | 83.5 x 91.2  | 89 x 100  | 89 x 100  | 86 x 94.3   |
| Drivetrain  |   | 2WD   | 2WD  | 2WD   | AWD   | 2WD   |
| Transmission  |   | SKYACTIV DRIVE 6-Speed Automatic with Manual Shift Mode                           | SKYACTIV DRIVE 6-Speed Automatic with Manual Shift Mode                            | SKYACTIV DRIVE 6-Speed Automatic with Manual Shift Mode                             | SKYACTIV DRIVE 6-Speed Automatic with Manual Shift Mode                             | SKYACTIV DRIVE 6-Speed Automatic with Manual Shift Mode                             |
| Fuel Type   |   | Petrol  | Petrol   | Petrol  | Petrol  | Diesel  |
| Recommended Fuel  |   | Min. Ron95  | Min. Ron95   | Min. Ron95  | Min. Ron95  | Euro 5 Diesel   |
| Fuel Efficiency*  |   | 6.9L/100km  | 6.9L/100km   | 7.3L/100km  | 8.2L/100km  | 5.5L/100km  |
| Fuel Test Method  |   | UN R101   | UN R101  | UN R101   | UN R101   | UN R101   |
| Fuel System   |   | Direct Injection  | Direct Injection   | Direct Injection  | Direct Injection  | Direct Injection  |
| Fuel Tank Capacity  | Litres  | 56  | 56   | 56  | 58  | 56  |
| <b>CHASSIS</b>  |   |   |  |   |   |   |
| Brake Type  | Front   | Ventilated Discs  | Ventilated Discs   | Ventilated Discs  | Ventilated Discs  | Ventilated Discs  |
|   | Rear  | Solid Discs   | Solid Discs  | Solid Discs   | Solid Discs   | Solid Discs   |
| Suspension Type   | Front   | MacPherson Struts   | MacPherson Struts  | MacPherson Struts   | MacPherson Struts   | MacPherson Struts   |
|   | Rear  | Multi-Link  | Multi-Link   | Multi-Link  | Multi-Link  | Multi-Link  |
| Steering Type   |   | Electronic Power Assisted Steering (EPAS)   | Electronic Power Assisted Steering (EPAS)  | Electronic Power Assisted Steering (EPAS)   | Electronic Power Assisted Steering (EPAS)   | Electronic Power Assisted Steering (EPAS)   |
| Turning Circle Diameter, Curb to Curb   | Meter   | 11  | 11   | 11  | 11  | 11  |
| Wheel Type  |   | Alloy   | Alloy  | Alloy   | Alloy   | Alloy   |
| Wheel Size  |   | 17 x 7 J  | 17 x 7 J   | 19 x 7 J  | 19 x 7 J  | 19 x 7 J  |
| Type Size   |   | 225/65R17   | 225/65R17  | 225/55R19   | 225/55R19   | 225/55R19   |
| Wheel Type (Spare)  | Temporary Steel   | •   | •  | •   | •   | •   |
| Wheel Size (Spare)  |   | 17 x 5.5 J  | 17 x 5.5 J   | 17 x 5.5 J  | 17 x 5.5 J  | 17 x 5.5 J  |
| Type Size (Spare)   |   | 185/80R17   | 185/80R17  | 185/80R17   | 185/80R17   | 185/80R17   |
| <b>DIMENSIONS</b>   |   |   |  |   |   |   |
| Overall Length  | mm  | 4,550   | 4,550  | 4,550   | 4,550   | 4,550   |
| Overall Width   | mm  | 1,840   | 1,840  | 1,840   | 1,840   | 1,840   |
| Overall Height  | mm  | 1,675   | 1,675  | 1,680   | 1,680   | 1,680   |
| Wheelbase   | mm  | 2,700   | 2,700  | 2,700   | 2,700   | 2,700   |
| Ground Clearance  | mm  | 188   | 188  | 195   | 195   | 195   |
| Curb Weight   | kg  | 1,575   | 1,575  | 1,592   | 1,708   | 1,663   |
| Boot Capacity   | (w/ 2nd Row Rear Seats Up)<br>(w/ 2nd Row Rear Seats Down)              | 442<br>1,342  | 442<br>1,342   | 442<br>1,342  | 442<br>1,342  | 442<br>1,342  |
| <b>EXTERIOR</b>   |   |   |  |   |   |   |
| Front Headlights  | LED   | •   | • (Signature)  | • (Signature)   | • (Signature)   | • (Signature)   |
| Front Headlights On/Off Function  | Auto  | •   | •  | •   | •   | •   |
| Front Headlights Leveling   | Auto  | •   | •  | •   | •   | •   |
| Daytime Running Lights  | Bulb  | •   | •  | •   | •   | •   |
|   | LED   | -   | -  | -   | -   | -   |
| Front Fog Lights  | LED   | •   | •  | •   | •   | •   |
|   | Bulb  | •   | •  | •   | •   | •   |
| Rear Combination Taillights   | LED   | -   | • (Signature)  | • (Signature)   | • (Signature)   | • (Signature)   |
|   | Bulb  | •   | •  | •   | •   | •   |
| Rear Fog Lights   | Bulb  | •   | •  | •   | •   | •   |
| Reverse Lights  | LED   | •   | •  | •   | •   | •   |
| Windshield Wipers   | Rain Sensing  | •   | •  | •   | •   | •   |
|   | Variable Intermittent Function  | •   | •  | •   | •   | •   |
| Rear Wiper/Washer   | w/ Intermittent Function  | •   | •  | •   | •   | •   |
| Mazda Advance Keyless Entry   |   | •   | •  | •   | •   | •   |
| One Touch Power Folding Side Mirrors With Integrated Turn                         | w/o Autofold  | •   | •  | •   | •   | •   |
| Body-Colour Door Handles  | Body-Colour   | •   | •  | •   | •   | •   |
| Door Pillar Garnish   | Black   | •   | -  | -   | -   | -   |
|   | Piano Black   | -   | •  | •   | •   | •   |
| Antenna   | "Shark Fin" Type  | •   | •  | •   | •   | •   |
| Rear Roof Spoiler   |   | •   | •  | •   | •   | •   |
| Power Tailgate  |   | •   | •  | •   | •   | •   |
| Dual Exhaust Outlets  | w/ Bright Finish  | •   | •  | •   | •   | •   |
| Parking Sensors   | Front x 4   | •   | •  | •   | •   | •   |
|   | Rear x 4  | •   | •  | •   | •   | •   |
| <b>INTERIOR</b>   |   |   |  |   |   |   |
| Engine Start / Stop Button  |   | •   | •  | •   | •   | •   |
| Electronic Parking Brake  |   | •   | •  | •   | •   | •   |
| Steering Wheel Mounted Switches   | Audio Control   | •   | •  | •   | •   | •   |
|   | Bluetooth® Hands-Free   | •   | •  | •   | •   | •   |
|   | Cruise Control  | •   | •  | •   | •   | •   |
| Accelerator Pedal   | Organ Type  | •   | •  | •   | •   | •   |
| Rear View Mirror  | w/ Auto Dimming   | •   | •  | •   | •   | •   |
| Dashboard Trim  | Gun Metallic  | •   | -  | -   | -   | -   |
|   | Metal & Wood  | -   | •  | •   | •   | •   |
| Instrument Cluster  | 4.6 inch TFT LCD Standard Display                                       | •   | •  | •   | •   | •   |
|   | 7" TFT Display at Center Meter  | -   | -  | -   | -   | -   |
| One Touch (Up and Down) Power Window with Anti-Pinch                              | Front Driver & Passenger, Rear Passenger Both Side ( 4 Windows)         | •   | •  | •   | •   | •   |
| Active Driving Display (Head-Up Display)  | Color Windshield-Projection Display                                     | -   | -  | -   | •   | -   |
| Steering Wheel Material   | Leather   | •   | •  | •   | •   | •   |
| Steering Wheel Adjustment   | Tilt and Telescopic   | •   | •  | •   | •   | •   |
| Sport Mode Drive Selection Switch   |   | •   | •  | •   | •   | •   |
| Gear Shift Knob   | Leather   | •   | •  | •   | •   | •   |
| Air-Conditioning  | Dual-Zone Auto Climate Control w/o Independent Rear Control             | •   | •  | •   | •   | •   |
| Rear Air Conditioning Vents   |   | •   | •  | •   | •   | •   |
| Retractable Cargo Cover   |   | •   | •  | •   | •   | •   |
| 12-Volt Power Outlets   | Front   | •   | •  | •   | •   | •   |
|   | Center Arm Rest   | •   | •  | •   | •   | •   |
|   | Cargo Area  | •   | •  | •   | •   | •   |
| Interior Lighting   | Map Lights  | •   | •  | •   | •   | •   |
|   | Cabin Light   | •   | •  | •   | •   | •   |
|   | Cargo Area Light  | •   | •  | •   | •   | •   |
| Overhead Console With Sunglasses Holder   | w/ Sunglasses Holder  | •   | •  | •   | •   | •   |
| Center Console Armrest with Covered Storage Bin                                   | w/ Tray   | •   | •  | •   | •   | •   |
| Seatback Pockets  | Driver and Passenger Side   | •   | •  | •   | •   | •   |
| Sunvisor With Vanity Mirror   | (Driver & Passenger) w/ Light   | •   | •  | •   | •   | •   |
| Carpeted Floor Mats   |   | •   | •  | •   | •   | •   |
| <b>SEATS</b>  |   |   |  |   |   |   |
| Seating Capacity  |   | 5   | 5  | 5   | 5   | 5   |
| Front Seats With:   | Manual Adjustment (Driver)  | •   | -  | -   | -   | -   |
|   | 2-Position Memory Function (Driver)                                     | -   | •  | •   | •   | •   |
|   | 10-Way Power Adjustment (Driver): Tilt, Lift, Lumbar, Slide and Recline | -   | •  | •   | •   | •   |
|   | Manual Adjustment (Passenger)   | •   | -  | -   | -   | -   |
|   | 6-Way Power Adjustment (Passenger)                                      | -   | •  | •   | •   | •   |
| Rear Seats With:  | 40/20/40 Split Fold with 3 Headrest (2nd Row)                           | •   | •  | •   | •   | •   |
|   | One-Touch Fold-Down with 2-Stage Reclining Rear Seatback (2nd Row)      | •   | •  | •   | •   | •   |
|   | Center Armrest with Integrated Cup Holders With USB Port x 2 (2nd Row)  | •   | •  | •   | •   | •   |
| Seats Trim:   | Fabric  | •   | -  | -   | -   | -   |
|   | Leather   | -   | •  | •   | •   | •   |

|  |  |  |  |  |  |  |
|---|--|---|--|---|---|---|
| Model Name  | 2019 NEW MAZDA CX-5 2.0L MID SKYACTIV-G  | 2019 NEW MAZDA CX-5 2.0L HIGH SKYACTIV-G  | 2019 NEW MAZDA CX-5 2.5L HIGH SKYACTIV-G   | 2019 NEW MAZDA CX-5 2.5L HIGH T/C SKYACTIV-G  | 2019 NEW MAZDA CX-5 2.2L HIGH SKYACTIV-D  |   |
| Model Code  | KW85MM1  | KW85MM2   | KW86MM1  | KW87MM1   | KW88MM1   |   |
| Assembly  | CKD  | CKD   | CKD  | CKD   | CKD   |   |
| <b>INFOTAINMENT</b>   |  |   |  |   |   |   |
| Mazda Connect Infotainment System With Voice Command                              | •  | •   | •  | •   | •   |   |
| Apple CarPlay® & Android® Auto Function**   | •  | •   | •  | •   | •   |   |
| Full Colour Touch Screen Display  | 7 - Inch   | •   | •  | •   | •   |   |
| Multi-Function Commander Control  | •  | •   | •  | •   | •   |   |
| AM / FM Tuner   | •  | •   | •  | •   | •   |   |
| Auxiliary-Audio Input Jack (3.5mm Mini-Stereo)                                    | •  | •   | •  | •   | •   |   |
| Bluetooth® Hands-Free Phone and Audio Capability                                  | •  | •   | •  | •   | •   |   |
| Audio Speakers  | Standard Speakers x 6  | •   | •  | •   | •   |   |
| GPS Navigation System (3D & 2D Mode)  | -  | •   | •  | •   | •   |   |
| USB Ports   | Center Armrest x 2<br>Rear Center Armrest x 2  | •   | •  | •   | •   |   |
| Reverse Camera  | w/ Back-Up Monitor w/ Distance And Width Guides Lines<br>360 View Monitor            | •   | -  | -   | -   |   |
| <b>ADVANCE TECHNOLOGY</b>   |  |   |  |   |   |   |
| Mazda i-Stop Idling Technology  | •  | •   | •  | •   | •   |   |
| Mazda G-Vectoring Control Plus Technology (GVC Plus)                              | •  | •   | •  | •   | •   |   |
| <b>SAFETY</b>   |  |   |  |   |   |   |
| SRS Airbags System  | Front (Driver and Passenger) x 2<br>Side (Front) x 2<br>Curtain (Front and Rear) x 2 | •   | •  | •   | •   |   |
| Anti-Lock Braking System (ABS)  | •  | •   | •  | •   | •   |   |
| Dynamic Stability Control (DSC)   | •  | •   | •  | •   | •   |   |
| Electronic Brake-Force Distribution (EBD)   | •  | •   | •  | •   | •   |   |
| Emergency Brake Assist (EBA)  | •  | •   | •  | •   | •   |   |
| Traction Control System (TCS)   | •  | •   | •  | •   | •   |   |
| Emergency Stop Signal (ESS)   | •  | •   | •  | •   | •   |   |
| Hill Launch Assist (HLA)  | •  | •   | •  | •   | •   |   |
| Auto Hold Function  | •  | •   | •  | •   | •   |   |
| Speed Sensing Auto Lock   | •  | •   | •  | •   | •   |   |
| Walk Away Lock  | -  | •   | •  | •   | •   |   |
| Seat-Belt Warning   | Driver & Front Passenger<br>2nd Row  | •   | •  | •   | •   |   |
| Seat-Belts  | (w/ Pretensioners)<br>(w/ Load Limiter)<br>(w/ Height Adjustable Anchorages)         | •   | •  | •   | •   |   |
| 3-Point Seat Belts  | All Seats  | •   | •  | •   | •   |   |
| Seat Belts With Emergency Locking Retractor (ELR)                                 | All Seats  | •   | •  | •   | •   |   |
| ISOFIX Child Restraint Anchor Points And Top Tethers                              | •  | •   | •  | •   | •   |   |
| Engine-immobilizer Anti-Theft System  | •  | •   | •  | •   | •   |   |
| <b>ADVANCE SAFETY TECHNOLOGY</b>  |  |   |  |   |   |   |
| Adaptive Front-Lighting System (AFS)  | -  | •   | •  | -   | -   |   |
| Adaptive LED Headlights (ALH)   | -  | •   | •  | -   | -   |   |
| Blind Spot Monitoring (BSM)   | -  | •   | •  | •   | •   |   |
| Rear Cross Traffic Alert (RCTA)   | -  | •   | •  | •   | •   |   |
| Lane Departure Warning System (LDWS)  | -  | -   | -  | •   | •   |   |
| Lane-Keep Assist System (LAS)   | -  | -   | -  | •   | •   |   |
| Driver Attention Alert (DAA)  | -  | -   | -  | •   | •   |   |
| Smart City Brake Support (SCBS)   | Front (w/ Pedestrian Detection)<br>Rear  | •   | •  | •   | •   |   |

2019 New Mazda CX-5 specification is updated as of: 15/10/2019.  
 All vehicle models and specification shown are for Malaysia market only.  
 Pictures shown are for illustration purposes only. It does not depict the actual vehicle.  
 \*Fuel Efficiency for CX-5 2.0L, 2.5L, 2.2L Diesel are based on a combined fuel test cycle (Urban & Extra Urban). Test method: UN Regulation 101. Origin: United Nations  
 \*\* Android Auto will be available upon official launch of service in Malaysia  
 Date Prepared: 15/10/2019. Prepared By: Product Marketing Division.